

ABOUT THIS BOOK

Little Mother Goose

This is a book of **separate nursery rhymes** rather than one story. Snuggle up and be ready to have a fun, sing-song time! When your child gets fidgety, mark your place with this bookmark and stop.

- Decide with your child how many rhymes you will read (maybe four or five).
- After you have read a rhyme several times, see if your child can tell you the last word, such as:

**Rain, rain go away,
Come again another day,
Little Johnny wants to ____.**

See if your child can guess the missing word “*play.*” Mention that it rhymes with “*away*” and “*day.*”

- As your child learns the rhymes, encourage him to “read” the book to you. Let him select the pages to read and then let him recite the rhyme to you.



ABOUT THIS BOOK

Little Mother Goose

This is a book of **separate nursery rhymes** rather than one story. Snuggle up and be ready to have a fun, sing-song time! When your child gets fidgety, mark your place with this bookmark and stop.

- Decide with your child how many rhymes you will read (maybe four or five).
- After you have read a rhyme several times, see if your child can tell you the last word, such as:

**Rain, rain go away,
Come again another day,
Little Johnny wants to ____.**

See if your child can guess the missing word “*play.*” Mention that it rhymes with “*away*” and “*day.*”

- As your child learns the rhymes, encourage him to “read” the book to you. Let him select the pages to read and then let him recite the rhyme to you.



ABOUT THIS BOOK

Little Mother Goose

This is a book of **separate nursery rhymes** rather than one story. Snuggle up and be ready to have a fun, sing-song time! When your child gets fidgety, mark your place with this bookmark and stop.

- Decide with your child how many rhymes you will read (maybe four or five).
- After you have read a rhyme several times, see if your child can tell you the last word, such as:

**Rain, rain go away,
Come again another day,
Little Johnny wants to ____.**

See if your child can guess the missing word “*play.*” Mention that it rhymes with “*away*” and “*day.*”

- As your child learns the rhymes, encourage him to “read” the book to you. Let him select the pages to read and then let him recite the rhyme to you.



ABOUT THIS BOOK

Little Mother Goose

This is a book of **separate nursery rhymes** rather than one story. Snuggle up and be ready to have a fun, sing-song time! When your child gets fidgety, mark your place with this bookmark and stop.

- Decide with your child how many rhymes you will read (maybe four or five).
- After you have read a rhyme several times, see if your child can tell you the last word, such as:


**Rain, rain go away,
Come again another day,
Little Johnny wants to ____.**

See if your child can guess the missing word “*play.*” Mention that it rhymes with “*away*” and “*day.*”

- As your child learns the rhymes, encourage him to “read” the book to you. Let him select the pages to read and then let him recite the rhyme to you.



READING TIPS



Be sure to point out:


- the title . . .
Little Mother Goose
- the author or the person who wrote the story . . .
Tomie DePaola
- the illustrator or the person who drew the pictures . . .
Tomie DePaola

Help your child learn **print concepts** by:

Saying, “I am going to read the title in this direction.”
Slide your finger under the words “Little Mother Goose” as you read them.

Asking your child what he thinks the book will be about. Look at the pictures for good clues. Tell your child that words and pictures are different ways to get information.

READING TIPS



Be sure to point out:


- the title . . .
Little Mother Goose
- the author or the person who wrote the story . . .
Tomie DePaola
- the illustrator or the person who drew the pictures . . .
Tomie DePaola

Help your child learn **print concepts** by:

Saying, “I am going to read the title in this direction.”
Slide your finger under the words “Little Mother Goose” as you read them.

Asking your child what he thinks the book will be about. Look at the pictures for good clues. Tell your child that words and pictures are different ways to get information.

READING TIPS



Be sure to point out:


- the title . . .
Little Mother Goose
- the author or the person who wrote the story . . .
Tomie DePaola
- the illustrator or the person who drew the pictures . . .
Tomie DePaola

Help your child learn **print concepts** by:

Saying, “I am going to read the title in this direction.”
Slide your finger under the words “Little Mother Goose” as you read them.

Asking your child what he thinks the book will be about. Look at the pictures for good clues. Tell your child that words and pictures are different ways to get information.

READING TIPS



Be sure to point out:

- the title . . .
Little Mother Goose
- the author or the person who wrote the story . . .
Tomie DePaola
- the illustrator or the person who drew the pictures . . .
Tomie DePaola

Help your child learn **print concepts** by:

Saying, “I am going to read the title in this direction.”
Slide your finger under the words “Little Mother Goose” as you read them.

Asking your child what he thinks the book will be about. Look at the pictures for good clues. Tell your child that words and pictures are different ways to get information.