

### To Make Note Pads:

1. Print 20 copies of each page.
2. Cut pages into quarters.
3. Staple together
4. Staple tag or cardboard as last page of each booklet.

### Using Note Pads:

By adding notepads to your classroom, you will be producing a writing-rich environment in which children develop an interest in writing and write frequently. Notepads reinforce the fact that people write for different purposes.

Place notepads around the classroom and encourage children to use them.



Observations

---

---

---

---

---

---

---



Observations

---

---

---

---

---

---

---



Observations



---

---

---


---

---

---

---

Observations



---

---

---

---

---

---

---

Things to Do



---

---

---

---

---

---

---

Things to Do



---

---

---

---

---

---

---



Things to Do



---

---

---

---

---

---

---

Things to Do



---

---

---

---

---

---

---



Recipe for



---

---

---

---

---

---

Recipe for



---

---

---

---

---

---



Recipe for



---

---

---

---

---

---

Recipe for



---

---

---

---

---

---

**Vet's Office** 

Pet Owner: \_\_\_\_\_

Kind of Pet: \_\_\_\_\_

Rx: \_\_\_\_\_

\_\_\_\_\_

\_\_\_\_\_

**Vet's Office** 

Pet Owner: \_\_\_\_\_

Kind of Pet: \_\_\_\_\_

Rx: \_\_\_\_\_

\_\_\_\_\_

\_\_\_\_\_



**Vet's Office** 

Pet Owner: \_\_\_\_\_

Kind of Pet: \_\_\_\_\_

Rx: \_\_\_\_\_

\_\_\_\_\_

\_\_\_\_\_

**Vet's Office** 

Pet Owner: \_\_\_\_\_

Kind of Pet: \_\_\_\_\_

Rx: \_\_\_\_\_

\_\_\_\_\_

\_\_\_\_\_

Fix-it Garage



---

---

---

---

---

---

Fix-it Garage



---

---

---

---

---

---



Fix-it Garage



---

---

---

---

---

---

Fix-it Garage



---

---


---

---

---

---

Repair Shop



---

---


---

---

---

---

Repair Shop



---

---

---


---

---

---



Repair Shop



---

---


---

---

---

---

Repair Shop



---

---

---

---

---

---






Doctor: \_\_\_\_\_

Patient: \_\_\_\_\_

Rx: \_\_\_\_\_

\_\_\_\_\_

\_\_\_\_\_



Doctor: \_\_\_\_\_

Patient: \_\_\_\_\_

Rx: \_\_\_\_\_

\_\_\_\_\_

\_\_\_\_\_



Doctor: \_\_\_\_\_

Patient: \_\_\_\_\_

Rx: \_\_\_\_\_

\_\_\_\_\_

\_\_\_\_\_



Doctor: \_\_\_\_\_

Patient: \_\_\_\_\_

Rx: \_\_\_\_\_

\_\_\_\_\_

\_\_\_\_\_

## Telephone Message

To: \_\_\_\_\_

From: \_\_\_\_\_

Message: 

---

---

---

## Telephone Message

To: \_\_\_\_\_

From: \_\_\_\_\_

Message: 

---

---

---



## Telephone Message

To: \_\_\_\_\_

From: \_\_\_\_\_

Message: 

---

---

---

## Telephone Message

To: \_\_\_\_\_

From: \_\_\_\_\_

Message: 

---

---

---